



Loreto Grammar School, Omagh



Year 8 Revision List

2024



"Gather for yourself in your youth a great treasure of good habits."

Mary Ward

YEAR 8/9 SUMMER EXAMINATION TIMETABLE
WEDNESDAY 29TH MAY – Mon 3rd JUNE 2024

8a1	A Furey (GG3)	9a1	K McFadden (RE1)
8a2	J Quinn (GG2)	9a2	C Campbell (RE2)
8a3	D McElhatton (GG1)	9a3	A McGinley (RE3)
8a4	M Gavin/C Ferguson (EN1)	9a4	D Gorman (RE4)
8a5	T McGilloway (SC1)	9a5	M Malone (Fr2)

Year	Session	WEDNESDAY 29th MAY	THURSDAY 30th MAY	FRIDAY 31st MAY	MONDAY 3rd JUNE
8	AM (1)	10:00am Irish [2 x 20 mins]	9:15am Art [50 Mins]	9:30am TD [1 hour]	9:30am History [1 hour]
	AM (2)	11:20am English [40 mins]	11:10am Science [50 mins]	11:35am Spanish [30 mins]	11:35am French [30 mins]
	PM	2:00pm Home Ec [1 hour]	2:00pm Religion [1 hour]	2:00pm Geography [1 hour]	2:00pm Maths [1 hour]
9	AM (1)	9:45am Geography [1 hour]	9:30am TD [1 hour]	9:30am Art [1 hour]	9:30am Home Ec [1 hour]
	AM (2)	11:20am Spanish [35 mins]	11:25am Irish [2 x 20 mins]	11:25am French [35 mins]	11:15am English [45 mins]
	PM	1:25pm Maths [2 x 45]	2:00pm Religion [1 hour]	2:00pm History [1 hour]	2:00pm Science [1 hour]

	9am—1pm	1pm—4pm	4pm—5pm	5pm—6pm	6pm—7pm	7pm—8pm	8pm—9pm	9pm—10pm		
Monday										
Tuesday										
Wednesday										
Thursday										
Friday										
	10-11am	11-12pm	12-1pm	1-2pm	2-3pm	3-4pm	4-5pm	5-6pm	6-7pm	7-8pm
Saturday										
Sunday										

Four empty rounded rectangular boxes with a small circle on the right side, likely for writing names or initials.

Art and Design

Assessment: Observation and Recording

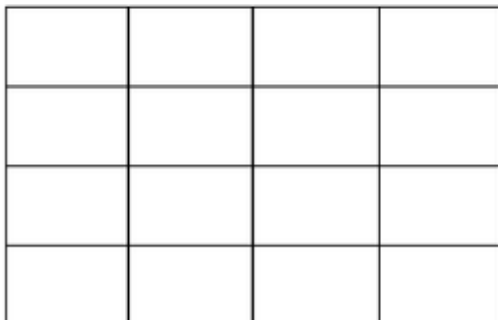

Subject: Converse shoe

Duration: 50 mins

Equipment:

HB pencil and 2B pencil

Eraser and Sharpener



Year 8 Art & Design: Grades and Marks for Assessments			
Grade:	Mark:	Task:	Comment
A*	9+/10	OBSERVATION	<i>Outstanding</i>
	9+/10	RECORDING	<i>Outstanding</i>
A	8+/9	OBSERVATION	<i>Excellent</i>
	8+/9	RECORDING	<i>Excellent</i>
B	7+/8	OBSERVATION	<i>V. Good</i>
	7+/8	RECORDING	<i>V. Good</i>
C*	7/7+	OBSERVATION	<i>Good</i>
	7/7+	RECORDING	<i>Good</i>
C	6/6+	OBSERVATION	<i>Satisfactory</i>
	6/6+	RECORDING	<i>Satisfactory</i>
D	5+/6	OBSERVATION	<i>Fair</i>
	5+/6	RECORDING	<i>Fair</i>
E	4+/5	OBSERVATION	<i>Weak</i>
	4+/5	RECORDING	<i>Weak</i>
F	3/4	OBSERVATION	<i>Unsatisfactory</i>
	3/4	RECORDING	<i>Unsatisfactory</i>



Year 8 English Exam

Summer 2024



Time: 40 minutes

Comprehension Task – A story with TWO questions.

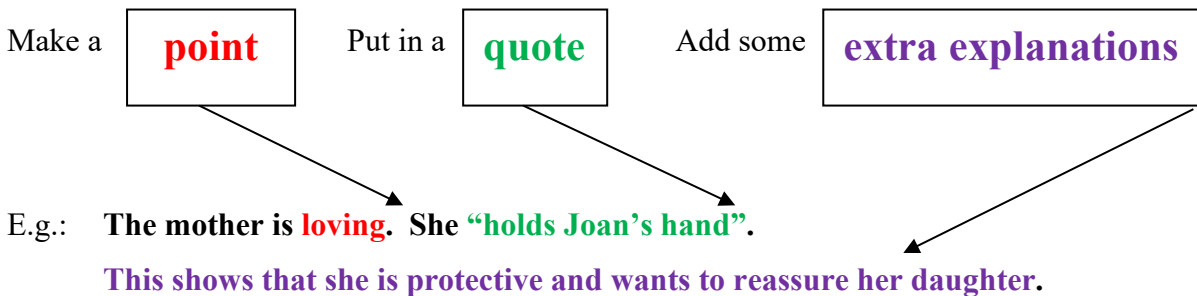
The first question is a **short question asking you to locate information**.

The **second question** is based on a **character(s)**.

i.e.: What do you learn about a character(s) in the story?

You may use a bubble map to help you **select relevant describing words for the character**.

Then, when writing your answer, try to follow this little pattern:



Now to add fluency to your answer you could connect your sentences to read like this:

The mother is **loving** because she **“holds Joan’s hand”** which **shows that she is protective and wants to reassure her daughter.**

Keep using this pattern (P.E.E.) as you write what you learn about the character. (Your teacher will give you practice on this before the exam).

Try to take a new paragraph for each new point. You are expected to create 6-8 paragraphs.


Remember you may **highlight** or **underline** the comprehension to help you identify relevant evidence to support your explanation.

You may also annotate the comprehension by writing the words (adjectives) you would use to describe the character beside the evidence. This helps you PLAN your answer.

Always take care with **SPELLING, PUNCTUATION** and **GRAMMAR** in all tasks.

Good luck!

Year 8 French

Assessment 3 

Listening in class before Exams Week –

You should revise:

Dates, letters of the alphabet, stationery, and rooms in the house.

You do not have to write in French in the Listening exam

The Listening dates for BF classes:

8A1 Tuesday 21st May

8A2 Monday 20th May

Reading and writing paper during Exams week.

30 minutes

Write an answer, in full sentences, to these questions:

Comment t'appelles-tu?

Quel âge as-tu?

C'est quand ton anniversaire?

Où habites-tu?

Know when to use **tu** and when to use **vous**

Revise:

Greetings (recognise only)

Numbers 1-30 (be able to spell)

Be able to accurately write all parts of the verb être (to be)

Stationery (recognise only)

Mon / ma / mes (know when to use each one)

Correct spelling of months (multiple choice)

Year 8 Geography Revision List
Summer Assessment 2024



Geography & Graphical Skills Booklet

- What is meant by the terms (exact definition from your *Geography* booklet) - *Geography*, *Human Geography*, *Physical Geography*.
- Know examples of things that can be classified as either *Human Geography* or *Physical Geography*.
- Read information from a variety of graphs including pie chart, line graph, bar graph and climate graph.
- Read the axes carefully and include units of measurement - examples in your *Geography & Geographical Skills Booklet*.

Where in the World Booklet

- Be able to locate and name the continents and oceans on a map of the world.
- Be able to locate and name the five countries of the British Isles and their capital cities.
- Be able to name and locate the six counties of N. Ireland on a map.

Settlement Booklet

- Define settlement.
- Define Settlement hierarchy and be able to label the settlement hierarchy diagram (isolated house, hamlet, village, town, city, conurbation).
- Name and explain the factors that influenced the location of early (ancient) settlements, e.g. water supply, defence, woodland, fertile soil, etc.
- On a diagram located and the explain the best location for an early settlement.
- Settlement patterns - linear, dispersed and nucleated.
- Settlement functions - port, industrial, residential, tourist resort, market town, etc.
- Label the 5 parts of the urban land use model.
- Describe the CBD, Inner city, Inner suburbs, Outer suburbs and Countryside.
- Recognise different types of housing - terraced housing & apartments - inner city, semi-detached housing - inner suburbs and detached housing - outer suburbs.

Tsunami Booklet

- What is a tsunami?
- Label the diagram to show the causes of the Indian Ocean Tsunami
- What caused the Indian Ocean Tsunami?
- Why were the effects of the Indian Ocean Tsunami so serious?
- What were the effects of the tsunami?
- How did the world help - emergency aid, short-term and long-term aid.
- How can the tsunami danger be reduced?


NB You will also be assessed on your graphical skills. This will involve....

- Plotting points on a graph accurately. Use a pencil and a ruler.
- Interpreting information from a variety of graphs, tables and maps.
- Quoting figures from graphs, tables and maps.

For this assessment, you will need to bring:

- Pencil
- Ruler
- Black pen
- Rubber
- 3 colouring pencils

Revision List for Year 8 History Summer Test 2024

Topics	I ❤️ REVISION	Tick
1. Who should be King of England in 1066? <ul style="list-style-type: none"> ▪ Why did the death of Edward the Confessor in 1066 cause problems? ▪ The reasons why Harold Godwin, William Duke of Normandy, Harold Hardrada and Prince Edgar should be King of England in 1066. <i>You should learn three reasons for each candidate.</i> ▪ Two reasons why each candidate should not be the King of England ▪ Who became King of England on 6th Jan 1066? 		
2. Battle of Hastings. <ul style="list-style-type: none"> ▪ Be able to recount the story of the Battle of Stamford Bridge. ▪ Be able to recount the story of the Battle of Hastings. ▪ Be able to explain in detail the reasons why William was victorious in the Battle of Hastings. ▪ You should know the chronological order of the story from Edward's the Confessor's death until William Duke of Normandy became King of England. 		
3. Feudal System <ul style="list-style-type: none"> ▪ The feudal system – know your diagram and the different people in the feudal system ▪ Why was land and loyalty important? 		
4. Ireland and the Normans. <ul style="list-style-type: none"> ▪ What was Ireland like before the Normans? ▪ The story of Dermot Mac Murrough and why he went to England to ask the Normans for help ▪ Reasons why the Normans came to Ireland ▪ Story of the Normans and Strongbow coming to Ireland. ▪ Reasons why King Henry II came to Ireland and what happened when he came. ▪ You must know the chronology of the story about Dermot and the Normans coming to Ireland and what happened when they were in Ireland. 		
5. Castles <ul style="list-style-type: none"> ▪ Reasons why the Normans built castles? ▪ What factors do you need to consider when building a castle? ▪ Be able to label the different parts of a motte and bailey castle. ▪ What are the advantages and disadvantages of a motte and bailey castle? 	 <p>Please Note!</p>	<p>Class time will dictate how much of this is on the exam.</p>



Important tips for the History Summer Exam

1. Always **read the question** and **include only information which answers the question.**
2. Remember when answering questions look at what it is asking you to do;
 - a) Identify requires you to write a short answer.
 - b) Describe and explain require you to write a longer answer, usually a paragraph.
 - c) Always look to see the mark allocation – **a 1 mark question requires less detail than a 5 mark question.**
3. When answering source questions...
 - ✓ Look at **who has written the** source.
 - ✓ When was it written?
 - ✓ Remember if the questions asks **“Using the source – you must quote from the source** eg Source A states “...” and then explain.
 - ✓ **If you do not quote, you will not get the marks.**
 - ✓ Know the **difference between** primary evidence and secondary evidence.



Year 8 Revision List 2024

Unit Title	Topics	(✓)
1-Safe & Hygienic Chefs	<ul style="list-style-type: none">• Types of accidents in the home<ul style="list-style-type: none">- vulnerable groups to accidents• Prevention of accidents in the home• Safety gadgets<ul style="list-style-type: none">-what accidents do they prevent-what vulnerable group are likely to use these gadgets• Small Equipment- what are they used for• Parts of the cooker• Knife skills- claw hold, bridge hold etc• Weighing and measuring	
2-What should we be eating?	<ul style="list-style-type: none">• The Eatwell Guide<ul style="list-style-type: none">• correct titles and colours of Eatwell guide• understand foods in each section of the Eatwell guide• 8 Healthy Eating Guidelines<ul style="list-style-type: none">• reasons why these 8 tips are beneficial to health• Importance of Breakfast• Sources of fruit and vegetables.• Non- Starch Polysaccharide (Dietary fibre)<ul style="list-style-type: none">-Functions (use in the body)-sources of NSP-deficiency of NSP	

An Ghaeilge

Year 8 Revision List

Summer Assessment breakdown:

Reading	50%
Writing	50%

Reading - The following Year 8 topics should be revised in detail:

Unit 1 – Beannachtaí – common greetings, phrases, classroom language etc

Unit 2 – Uimhreacha, an t-am, Laethanta & Míonna - the time. numbers, days of the week, months of the year

Unit 3– Mé Féin & An Teaghlach - describing myself & others, family

Writing - You will have to complete a series of written tasks including the following:

- translate some basic greetings / classroom phrases (5 points)
- translate times (5 points)
- spell some of the days of the week and months of the year (5 points)
- write 5 sentences describing yourself (5 points)

Sample Revision:

Writing - You will have to complete a series of written tasks including the following:

translate some basic greetings / classroom phrases

1. hello / hello response
2. hello plural / hello plural response
3. hello girls
4. hello teacher
5. good morning
6. good afternoon
7. good night
8. welcome sing/pl / goodbye sing / pl - leaving / staying
9. bye for now
10. May I go to the toilet please?
11. Sit down
12. Stand up
13. Be quiet
14. Look at the board
15. Listen to the teacher
16. How are you?

17. I am good / bad / ok
18. Thank you sing/pl
19. Excuse me

translate times:

1. It is 1 o'clock
2. It is 20 past 3
3. It is half past 4
4. It is a quarter to 10
5. It is 25 to 7

write 5 sentences describing yourself

1. _____ an t-ainm atá orm agus ____ an sloinne atá orm
2. Tá mé i mo chónaí ar an Ómaigh
3. Tá mé ag freastal ar Scoil Ghramadaí Loreto ar an Ómaigh
4. Tá mé i rang a hocht A a_____
5. Tá mé dhá bhliain déag d'aois
6. Tá mo chuid gruaige donn
7. Tá mo shúile gorm
8. Tá mé measartha ard
9. Tá mé galánta
10. Is duine cainteach mé
11. Ní duine ciúin mé
12. Is duine iontach cairdiúil mé
13. Ní duine iontach spórtúil mé

Year 8 Maths Revision List



**MAY/JUNE 2024 – 1 hour written paper (NO CALCULATOR)
Mental Maths test – class time.**

Topic	Key Points to Learn	Tick
<p>Number</p>	<ul style="list-style-type: none"> • Language of Number – all types of numbers, factors (HCF), multiples (LCM), square, cube, square root, cube root, triangular, prime. • Whole Numbers – read, write, order, add, subtract, multiply (alternative version), divide, powers and multiples of ten, problem-solving, order of operations (BODMAS) • Decimals – scale readings, ordering, add, subtract, multiply, divide, powers and multiples of ten, problem-solving, inverse operations. • Fractions/Percentages/Decimals – common fractions/%/decimals, converting between fractions/%/decimals, fraction of a quantity, percentage of a quantity. • Negative Numbers – negative numbers in real-life, addition and subtraction on a numberline, rules for addition and subtraction, rules for multiplication and division, negative square root. 	
<p>Algebra</p>	<ul style="list-style-type: none"> • Basic Algebra – basic algebraic notation, algebraic expressions, simplifying (including gathering like terms) • Brackets/Common Factors – expanding single brackets, expanding brackets within expressions, factorising (by common factors only). • Function Machines/Substitution – function machines, evaluating algebraic expressions (positive and negative values) • Linear equations – solve simple equations, solve equations with variables on both sides, solve equations with brackets, formulate and solve linear equations in a variety of contexts. • Coordinates – read co-ordinates, plot co-ordinates, locate midpoint of a line using co-ordinates. 	
<p>Shape</p>	<ul style="list-style-type: none"> • 2D/3D Shapes – names of 2D/3D shapes, faces/edges/vertices of 3D shapes, plans and elevations of 3D shapes. • Triangles – properties of triangles, names of triangles, angles in triangles. 	

Year 8 Music Revision List



Music tests will take place in prior to exam week.



- 1) **Musical elements** - be able to discuss the elements in an unfamiliar piece of music: *pitch* (high, low), *dynamics* (loud or soft), *tempo* (fast or slow), *duration* (long or short notes), *texture* (thin or thick, layers of sound), *timbre/sonority* (instruments playing), and *structure* (binary, ternary, rondo)

- 2) Be able to identify **instruments of the orchestra** when heard in an unfamiliar piece of music

- 3) Be able to **identify notes on the musical stave** as A.B.C.D.E.F or G

- 4) Be able to **identify rhythms on the musical stave** as walk (crotchet), jogging (quavers) or stride (minim)



Summer Test Revision List

Year 8 Summer Test Topics 2024


Assessment 3 will be one hour.

1. **Discipleship**

- John the Baptist – his dress, message, actions and role
- The Baptism of Jesus – what happened? The importance of this event for Jesus
- Call of the first four disciples
- The call of Levi – understand why tax collectors disliked and Jesus showed him love and acceptance
- Some qualities you would expect in a modern-day follower of Jesus

1. **Parables**

- Know what a parable is and what we mean by the 'Kingdom of God'
- Some reasons why Jesus used parables
- Know the *Parable of the Sower* and explain how it shows different ways people respond to the Word of God
- Apply the parable of the Sower to my life – what seed am I like? Why?
- Know the parable of the *Prodigal Son* (sometimes called the Forgiving Father or Lost Son) and explain what it teaches us today about sin, forgiveness and holding grudges
- Apply the parable of the Lost Son to my life
- What do I learn about (i) God (ii) faith from the parables I have studied.



Science Revision List




End of Year 2024


The topics covered in your booklets this year will all be tested in your end of year exam.

Topic	Key Points for Revision	Tick
Introducing Science	<p>In each topic booklet there is an Assessment for Learning Sheet. This is where the information for the topic has been broken up into small sections, making it easier for you to carry out your revision.</p> <p>As you revise each topic you can tick it off on this Assessment for Learning sheet.</p> <p>Your completed and corrected end of topic tests will be returned. These and the additional homework question booklets for each topic will help you to focus on areas which you found hard.</p> <p>Remember that it is important to not just learn off the notes, but to <i>understand</i> it as well, so that you can apply your knowledge to <i>different</i> situations. Science tests always include application of knowledge as well as recall.</p>	
Energy		
Cells		
Matter		
Growing Up (your teacher will guide you about how far to go on this topic)		

Tips for Science Test



- Know the topic inside out as it will be asked in different ways.
- Read the question at least twice before you attempt to answer it.
- Often questions in Science have a short introduction - this is not done to use up a bit of space on the exam - it is there as it often contains valuable information that you will need to answer the question. Make sure you read it. Also, refer back to it if you get stuck at any point as this may have the information you require.
- Highlight key words in the question to show what exactly is being asked.
- Graphs - if there is a graph, look at it carefully and read it accurately - this may mean paying close attention to what the axes are labelled and to the units used.



Year 8 Spanish

Assessment 3 details

You will do a short Listening test in class.

The date for 8A4's Listening is 20th May.

You should revise: animals, hair and eye colours, other physical descriptions (page 70 of Booklet) and family members.

You only need to recognise all that vocab. You will not be asked to write in Spanish in the Listening Test.

Then, during exams week, you will sit a Reading and Writing Paper: 20 minutes

You have not covered some of the topics listed below yet, but don't worry, you will have done so before exams week at the end of May.

For this test, you will need to know:

AR, ER and IR verb endings

Ser and estar – when to use each one

Ser, estar and tener – be able to write out all parts

Be able to write these eight phrases in Spanish:

How many people are in your family?

What do you study?

I have three sisters who are called...

I am thirteen years old

I am an only child

I have one cat and two fishes

I have one dog and two rabbits

Where do you live?

Technology & Design
REVISION
YEAR 8

This is not a list of the questions for the summer test; it is merely guidance about the material that might appear.

The Year 8 End of Year Test will last for 1 hour.

GRAPHICS

- Describe an easy way to draw a cube?
- Isometric drawings
- One point perspective
- Name at least 2 different ways that we can make a drawing look 3-dimensional?
- What other information is there in a 3-dimensional drawing?
- To colour the shapes in you use _____?
- What is 'rendering'?
- How can you render a shape to look like wood/metal/plastic?

WORKSHOP

- Safety in the workshop
- Pedestal drill – safety /materials
- Sander/Linisher/Bandfacer – safety /materials
- Laser cutter – safety/materials
- Hand tools – Steel rule, Try square, Tenon saw
- Finishing wood and plastic
- Marking out on wood
- Types of Wood
- Types of Plastic

NETS/MODELLING

- 3D Shapes
- Parts of a 3D shape
- Identifying Nets of a 3D shape.

COMPUTER AIDED DESIGN

- What does CAD stand for?
- What package did you use to draw in 3D?
- What package did you use to design your key ring?
- When designing your key ring you used 2 different colours to differentiate between tasks. What were the colours? And what did each colour mean?

DESIGN & GRAPHICS QUESTION

- You will need a pencil, ruler and colouring pencils for this question.